

Combi.03

Greenville



Published: August 2025

Combi.03
















Product Specification

Our special product group, Greenville, adds an element of natural design with the addition of bamboo panels. Tree houses, rope Playhouses or towers can be used as stand- alone structures or else linked by bridges, tunnels and other elements, or merged into one another as with Triitopia. Further development of the Greenville rope Playhouses and tree houses has created new opportunities in the design of playgrounds and the utilization of space, while blending in with the natural surroundings. The Greenville

structures can be combined in endless configurations through the use of exciting connecting elements.

Large Rope Playhouse „Bam“ with spatial net, connected by a rubber bridge to a lookout tower called the “Splash”. Various add-on elements, such as a rope ladder, climbing rope, and more, increase the play value.

90.293.003

	Product Family	Greenville
	Length x Width x Height (m) Length x Width x Height ("")	9,9 x 5,7 x 4,7 32-3 x 18-7 x 15-2
	Protective Surfacing Area acc. to DIN EN 1176 (m) Protective Surfacing Area acc. to ASTM/CSA (m) Protective Surfacing Area acc. to ASTM/CSA ("")	13,2 x 8,7 13,5 x 9,3 44-4 x 30-6
	Fall Height acc. to EN 1176 (m) Fall Height acc. to ASTM/CSA ("")	2,22 7-4
	Age	5
	Minimum Space required acc. to DIN EN 1176 (m²) Minimum Space required acc. to ASTM 1487 (ft²)	85,1 987,7
	Number of Foundations	5
	Concrete Volume C20/C25 (m³) Concrete Volume C20/C25 (ft³)	2,1 74,2
	Number of skilled Installers required	3
	Installation Time without Foundation	16 hours
	Dimensions of largest Part (m) Dimensions of largest Part ("")	5,6 x 0,2 x 0,2 18-5 x 0-8 x 0-8
	Weight of heaviest Part (kg) Weight of heaviest Part (lbs)	90,0 198,4
	Shipping Volume (m³) Shipping Volume (ft³)	6,0 212,0
	Total Weight (kg) Total Weight (lbs)	1260,0 2777,8
	Spare Part Guarantee	Lifelong

The dimensions of the equipment and protective surfacing area have been rounded up to one decimal digit.

Technical Data

Technical changes are reserved.
The following text can also be used for tenders.

Tube Framework:

A combination of straight and bended stainless steel Framework®- tubes, Ø 60,3 mm (2 3/8"). The tubes are connected to build an oblated icosahedron space framework.

Spheres:

Framework®- aluminum ball connectors, Ø 250 mm (9 13/16"). Anti-corrosion treatment and color finish: sandblasting and solvent-free epoxy-/ polyester-process. The tensioning ball incorporates an AstemTT® net tensioning system. Securely closed with durable EPDM-caps.

Ropes:

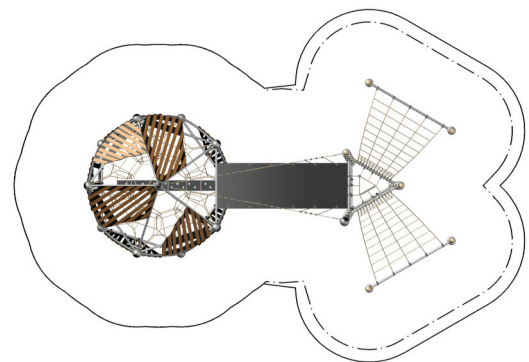
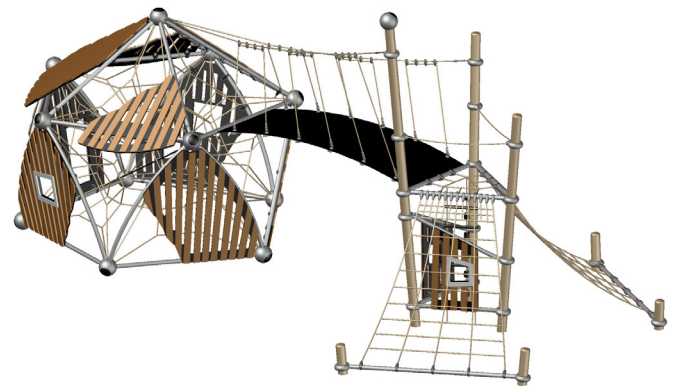
U-Rope®-round strand ropes with galvanized and covered wires. External strands with non-abrasive UV-resistant polyester-yarn (no polypropylene), Ø 18 mm (11/16").

Spatial Net:

Rope crossing points are localized with durable, drop forged aluminum cloverleaf rings and drop forged aluminum ballknots / aluminum-ferrules (no plastic connections). In situ-replaceable rope strands (no special tools required). Rope Ø 18 mm (1 1/16").

Rope Ladder:

Rope Ø 16 mm (5/8"), black polyamide rungs: Ø 40 mm (1 1/2"), 350 mm length (1'-2").



1:200

Bamboo Panels:

Bamboo strips 90 mm (3 1/2") width, mounted on a supporting board made from HDPE, 19 mm (3/4") thickness, rounded edges. Mounted with cast aluminum clamps to the tubes of the framework.

Posts:

Steel pipes Ø 133 mm (5 1/4"), wall thickness 5 - 10 mm (3/16" - 3/8") with a round cast aluminum post top. Anti-corrosion treatment and color finish: sandblasting and solvent-free epoxy-/ polyester-process.

Net Ramp:

Made of U-Rope®, mesh size minimum 250 x 250 mm (10" x 10"), rope crossing points localized with durable, drop forged aluminum-ball-knots, net mounted with aluminum tube clamps on stainless steel tubes (net ramp and net wall), Ø 2 3/8" (60,3 mm), grounded with Framework®- aluminum ball connector, Ø 250 mm (9 13/16") and foundation-tube.

Climbing Rope:

Rope Ø 18 mm (11/16") with durable ebonite cylinders. Distance between cylinders approx. 300 mm (11 13/16"). The ebonite cylinders are fixed to the rope with aluminum ferrules.

Rubber Bridge:

Walkway comprised of durable, vandal-resistant conveyor belt material, thickness approx. 9 mm (3/8"). Underlaying in situ-replaceable square rungs comprised of stainless steel profile with aluminum end caps. Rope Ø 16 mm (5/8"), rope crossing points localized by durable, drop forged aluminum ballknots (no plastic).