

# Number.6

HodgePodge



Published: April 2025

## Number.6
















### Product Specification


HodgePodge is a clever and versatile combination of play equipment and climbing structures that can be used anywhere and for numerous activities. Climbing trees, Wasps' nest, zip lines, swings and carousels for fun and excitement.

Our numbers are small, yet stylish rockers available in the shape of all the digits including a smart rocking mechanism that also withstands heavy rides.

Number.6

90.261.060

	Product Family	HodgePodge
	Length × Width × Height (m) Length × Width × Height ("")	0,7 × 0,6 × 1,3 2-1 × 1-9 × 4-1
	Protective Surfacing Area acc. to DIN EN 1176 (m) Protective Surfacing Area acc. to ASTM/CSA (m) Protective Surfacing Area acc. to ASTM/CSA ("")	4,2 × 4,2 4,8 × 4,8 15-9 × 15-9
	Fall Height acc. to EN 1176 (m) Fall Height acc. to ASTM/CSA ("")	0,98 3-3
	Age	3
	Minimum Space required acc. to DIN EN 1176 (m²) Minimum Space required acc. to ASTM 1487 (ft²)	13,5 194,8
	Number of Foundations	1
	Concrete Volume C20/C25 (m³) Concrete Volume C20/C25 (ft³)	0,5 17,7
	Number of skilled Installers required	2
	Installation Time without Foundation	2 hours
	Dimensions of largest Part (m) Dimensions of largest Part ("")	0,6 × 0,7 × 1,5 2-0 × 2-4 × 5-0
	Weight of heaviest Part (kg) Weight of heaviest Part (lbs)	80,0 176,4
	Shipping Volume (m³) Shipping Volume (ft³)	1,5 53,0
	Total Weight (kg) Total Weight (lbs)	90,0 198,4
	Spare Part Guarantee	Lifelong



1:200

The dimensions of the equipment and protective surfacing area have been rounded up to one decimal digit.

Technical Data

Technical changes are reserved.  
The following text can also be used for tenders.

**Base plate:**  
Base plate made of HDPE panels

**Covering:**  
Antiskid HDPE panels, 19 mm (3/4"), bolted on the base plate.

**Bearing:**  
Fully encapsulated rubber-metal-bearing integrated in stainless steel foundation tube.

**Tubes:**  
Frameworx®- stainless steel tubes Ø 60,3 mm (2 3/8"), smoothed and brushed.

