

Bam.01

Greenville



Published: August 2024

Bam.01

Product Specification
















Our special product group, Greenville, adds an element of natural design with the addition of bamboo panels. Tree houses, rope play houses or towers can be used as stand-alone structures or else linked by bridges, tunnels and other elements, or merged into one another as with Triitopia. Further development of the Greenville rope play houses and tree houses has created new opportunities in the design of playgrounds and the utilization of space, while blending in with the natural surroundings. The Greenville structure

can be combined in endless configurations through the use of exciting connecting elements.

Big Greenville Rope-play house Bam.01 with an elevenfold suspended spatial net (rope diameter \varnothing 18mm), bamboo panel, access membrane and a curved slide. Equipped with the AstemTT net tensioning system.

Bam.01

90.270.001

	Product Family	Greenville
	Length × Width × Height (m) Length × Width × Height ("")	7,7 × 3,9 × 3,3 25-3 × 12-8 × 10-9
	Protective Surfacing Area acc. to DIN EN 1176 (m) Protective Surfacing Area acc. to ASTM/CSA (m) Protective Surfacing Area acc. to ASTM/CSA ("")	11,3 × 7,5 11,4 × 7,6 37-3 × 24-8
	Fall Height acc. to EN 1176 (m) Fall Height acc. to ASTM/CSA ("")	1,99 6-7
	Age	5-12
	Minimum Space required acc. to DIN EN 1176 (m ²) Minimum Space required acc. to ASTM 1487 (ft ²)	57,7 669,1
	Number of Foundations	7
	Concrete Volume C20/C25 (m ³) Concrete Volume C20/C25 (ft ³)	0,87 30,7
	Number of skilled Installers required	3
	Installation Time without Foundation	6-8 hours
	Dimensions of largest Part (m) Dimensions of largest Part ("")	4,6×1,6×0,9 15-2×5-3×3-0
	Weight of heaviest Part (kg) Weight of heaviest Part (lbs)	125 275,6
	Shipping Volume (m ³) Shipping Volume (ft ³)	15,7 554,4
	Total Weight (kg) Total Weight (lbs)	1830 4034,5
	Spare Part Guarantee	Lifelong

The dimensions of the equipment and protective surfacing area have been rounded up to one decimal digit.

Technical Data

Technical changes are reserved.

The following text can also be used for tenders.

Tube Framework:

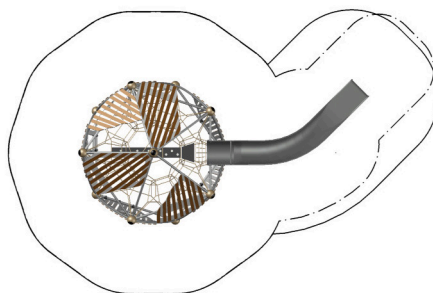
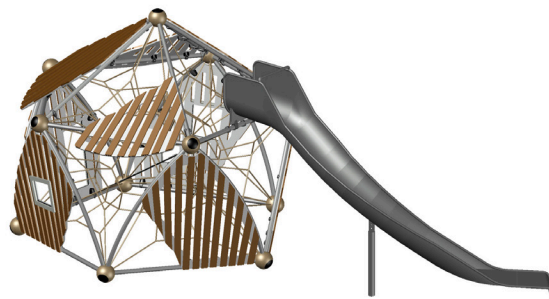
A combination of straight and bended stainless steel Framework®- tubes, Ø 60,3 mm (2 3/8"), material AISI304 (DIN 1.4301). The tubes are connected to build a space framework with a triangular footprint.

Spheres:

Framework®- aluminum ball connectors, Ø 250 mm (9 13/16"). Anti-corrosion treatment and color finish: sandblasting and solvent-free epoxy-/ polyester-process. The tensioning ball incorporates an AstemTT® net tensioning system. Securely closed with durable EPDM-caps.

Spatial Net:

Rope crossing points are localized with durable, drop forged aluminum cloverleaf rings and drop forged aluminum ballknots / aluminum-ferrules (no plastic connections). In situ-replaceable rope strands (no special tools required). Rope Ø 18 mm (11/16").



1:200

Bamboo Panels:

Bamboo strips 90 mm (3 1/2") width, mounted on a supporting board made from HDPE, 19 mm (3/4") thickness, rounded edges. Mounted with cast aluminum clamps to the tubes of the framework.

Rubber Membrane:

Rubber membrane comprised of durable, vandal-resistant conveyor belt material with bolted HDPE climbing holds. Thickness approx. 9mm (3/8").

Curved Slide:

Curved slide made of stainless steel. The cheeks are welded with stainless steel handrails. Connected to the tube at the framework with cast aluminum clamps.