

Whale S

Custom-made



Published: April 2025

Whale S
















Product Specification

Thanks to its modular design, our equipment can be combined in infinite ways. Such individualization finds its highest expression in our Custom Made projects. Custom Made projects are always very special. We create something completely unique. It's often the case that the landscape for which the structure is designed ensu-

res the design cannot be replicated elsewhere. In other cases, it's the history of the structure's location that ensures special results.

What are you waiting for? Dive into a sea full of fun – together with Whale S!

95.190.120

| | | |
|--|--|--|
|  | Product Family | Custom-made |
|  | Length x Width x Height (m) Length x Width x Height ("") | 5,9 x 2,2 x 1,4 19-3 x 7-0 x 4-5 |
|  | Protective Surfacing Area acc. to DIN EN 1176 (m) Protective Surfacing Area acc. to ASTM/CSA (m) Protective Surfacing Area acc. to ASTM/CSA ("") | 8,8 x 5,0 9,6 x 5,8 31-4 x 18-11 |
|  | Fall Height acc. to EN 1176 (m) Fall Height acc. to ASTM/CSA ("") | 1,4 4-5 |
|  | Age | 3 |
|  | Minimum Space required acc. to DIN EN 1176 (m²) Minimum Space required acc. to ASTM 1487 (ft²) | 35,4 468,2 |
|  | Number of Foundations | 9 |
|  | Concrete Volume C20/C25 (m³) Concrete Volume C20/C25 (ft³) | 1,8 63,6 |
|  | Number of skilled Installers required | 3 |
|  | Installation Time without Foundation | 6 hours |
|  | Dimensions of largest Part (m) Dimensions of largest Part ("") | 2,2 x 0,5 x 0,5 7-3 x 1-8 x 1-8 |
|  | Weight of heaviest Part (kg) Weight of heaviest Part (lbs) | 65,0 143,3 |
|  | Shipping Volume (m³) Shipping Volume (ft³) | 4,31 152,2 |
|  | Total Weight (kg) Total Weight (lbs) | 610,0 1344,8 |
|  | Spare Part Guarantee | Lifelong |

The dimensions of the equipment and protective surfacing area have been rounded up to one decimal digit.

Technical Data

Technical changes are reserved.
The following text can also be used for tenders.

Posts:

Steel pipes Ø 133 mm (5 1/4"), wall thickness 5 - 10 mm (3/16" - 3/8") with a round cast aluminum post top. Anti-corrosion treatment and color finish: sandblasting and solvent-free epoxy-/ polyester-process.

Tube Framework:

A combination of straight and bended stainless steel Frameworx®- tubes, Ø 60,3 mm (2 3/8").

Ropes:

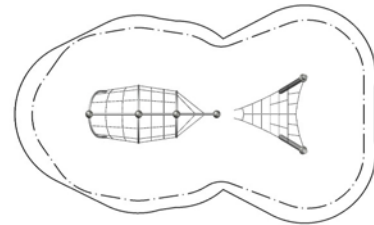
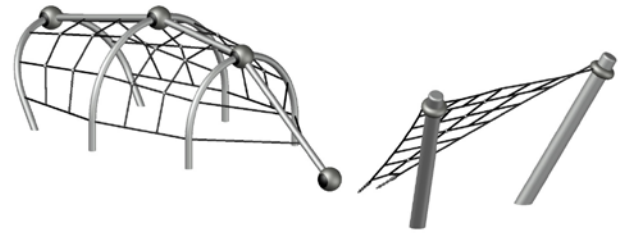
U-Rope®-round strand ropes with galvanized and covered wires. External strands with non-abrasive UV-resistant polyester-yarn (no polypropylene), Ø 16 mm (5/8").

Terranos®- Clamps:

Two-part cast aluminum connecting clamps for the height-adjustable connection of rope elements or steel pipes to Terranos®- steel posts. Anti-corrosion treatment and color finish: sandblasting and solvent-free epoxy-/ polyester-process.

Spheres:

Frameworx®- aluminum ball connectors, Ø 200 mm (7 7/8"). Anti-corrosion treatment and color finish: sandblasting and solvent-free epoxy-/ polyester-process. The ball incorporates an embedded fastening system. Securely closed with durable EPDM-caps.



1:200